

Carbon Monoxide Transducer and Meter

Parking Garage

Ice Skating Arena

Warehouse

Maintenance Facility
Storage Facility



CM-3

- Analog Transducer, 4 to 20 ma
- Every CM-3 Factory Calibrated
- Highly Linear Sensor
- Digital Display, 0 to 250 ppm of CO
- SPDT Relay, adjustable 25 to 100 ppm
- Accessory to a Building Automation System or other Control Device

Features

Supervised Electro-Chemical Sensor.

CM-3 connects to any Building Automation System accepting 4 to 20 ma.

Microprocessor controlled digital display and analog output.

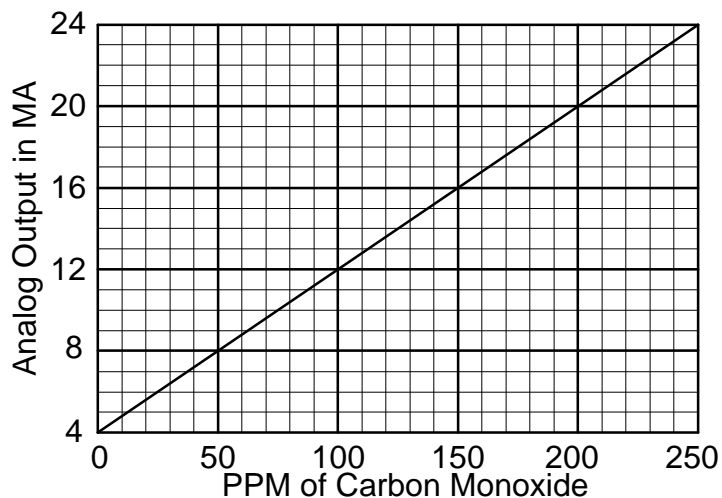
CM-3 has 1000 volt isolated output so common power buses may be used.

Low voltage operation. Power input: 12 to 24 Vac or Vdc.

CM-3 is housed in a Nema 1 UL knockout box.

Field Calibration Kit (CM3-FCK) is available option.

Works into a wide range of loads: 10 to 500 ohms.

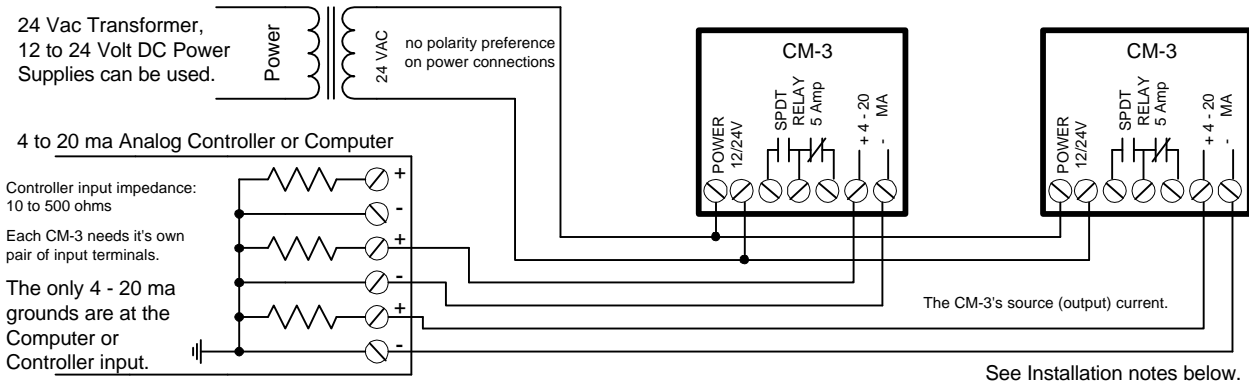


Specifications

- > Power: 1 Watt, 12 to 24 Vac or Vdc.
- > Output: 4 to 24 milliamps (ma).
- > Range: 0 to 250 ppm of Carbon Monoxide.
- > Size: 6 X 6 X 3 inches.
- > Shipping weight: 3 pounds.
- > Color: gray
- > Relay: SPDT, 5 Amps, 240 Volts.
- > Operating Environ.: 0 to 125 F, 10 to 90% RH.
- > Accuracy (after calibration): +/- 3 %.
- > Linearity: +/- 1 %.

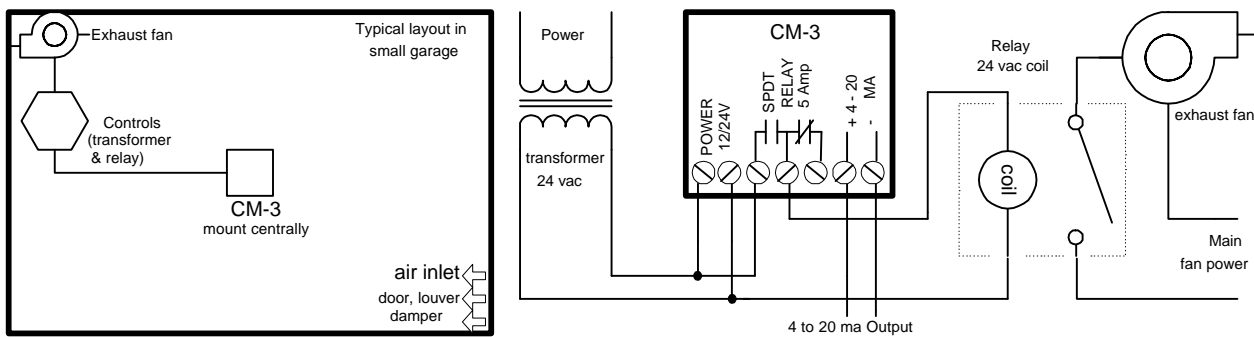
CM-3 APPLICATIONS AND SAMPLE HOOK-UPS

Typical connections to Building Automation Controllers



Typical Installation in small garage

Rev. 12/99



Typical multiple CM-3 installation

INSTALLATION NOTES

1. One sensor per 5000 square feet (approximately).
2. Mount CM-3 four to five feet above the floor (breathing height), as carbon monoxide is about the same density as air.
3. See applicable building code for fan size vs air changes per periods of time.
4. Make sure there are air inlets to provide adequate air flow throughout the building.
5. CM-3 relays are dry contact & can switch up to 5 Amps, up to 240V.

